

ShipHero Fulfillment Pricing

- **Pick, pack, box & postage included.**
- **No zones. Price is single rate for lower 48 states.**
- **No surcharges or hidden fees.**

Standard Shipping

- Expect 3-7 business day delivery times
- Orders received before 12PM eastern ship same business day

2-Day & Overnight Shipping

- Orders received before 1PM eastern ship same business day
- 20lb max weight for overnight shipments

Zone 9

- Puerto Rico, Guam, Hawaii, Alaska, Greenland, Virgin Islands, PO Boxes, APO/FPO/DPO
- Orders received before 12pm eastern ship same business day
- 20lb max weight

Picking: rates include three units (“picks”) per order. Each additional unit (“pick”) is \$0.25 per order.

DIM: if dimensional weight is greater than the actual weight, dimensional weight is used instead of the package’s actual weight. DIM Weight (Lbs) = L” * W” * H” / 166.

Oversize charge: an oversize charge applies to packages that exceed 96” in length or 130” in length and girth. Rating will be based on the greater of the package’s actual rounded weight or dimensional weight, subject to a 90lb minimum billable weight. Any packages over 20lbs must be pre-approved.

Split shipments: split shipments are not charged separately, instead total weight is used for both shipments and only one shipment is charged.

Hazardous materials: additional \$0.50 per shipment (must provide MSDS and be pre-approved). Minimums may apply.

CBD products: have separate pricing and can be found [here](#).

Package weight: Package weights are rounded up when billed, example: 1.54lbs is rounded up to 2lbs.

		Expedited			
Lbs	Oz	Standard	2 Day	Overnight	Zone 9
<0.5	<8	\$5.29	\$11.04	\$33.37	\$8.75
<1	8 - 15	\$7.28	\$11.04	\$33.37	\$9.08
1	16	\$8.43	\$11.04	\$33.37	\$14.71
2	17 - 32	\$9.79	\$12.01	\$35.96	\$21.47
3	33 - 48	\$11.24	\$12.81	\$38.53	\$28.42
4	49 - 64	\$12.75	\$13.64	\$40.66	\$33.82
5	65 - 80	\$13.10	\$13.97	\$43.63	\$39.03
6	81 - 96	\$16.23	\$17.56	\$46.04	\$43.07
7	97 - 112	\$16.31	\$18.70	\$48.57	\$45.74
8	113 - 138	\$16.82	\$19.95	\$49.24	\$47.36
9	139 - 144	\$17.33	\$21.03	\$52.77	\$52.70
10	145 - 160	\$17.84	\$22.11	\$54.90	\$55.75
11	161 - 176	\$18.34	\$26.46	\$57.14	\$59.15
12	177 - 192	\$18.86	\$27.66	\$59.29	\$61.49
13	193 - 208	\$19.36	\$29.01	\$61.41	\$64.78
14	209 - 224	\$19.87	\$30.38	\$63.45	\$67.36
15	225 - 240	\$20.38	\$31.35	\$65.28	\$69.73
16	241 - 256	\$20.89	\$33.75	\$66.50	\$72.80
17	257 - 272	\$21.39	\$35.25	\$67.77	\$75.77
18	273 - 288	\$21.91	\$36.38	\$70.14	\$78.75
19	289 - 304	\$22.41	\$37.76	\$64.49	\$81.74
20	305 - 320	\$22.92	\$39.42	\$68.07	\$84.34

Lbs	Standard	Expedited		Zone 9
		2 Day	Overnight	
21	\$23.43	\$36.84	\$82.89	\$82.89
22	\$23.94	\$37.80	\$85.05	\$85.05
23	\$24.44	\$38.82	\$87.35	\$87.35
24	\$24.96	\$40.22	\$90.50	\$90.50
25	\$25.46	\$41.52	\$93.42	\$93.42
26	\$25.97	\$42.81	\$96.32	\$96.32
27	\$26.48	\$44.24	\$99.54	\$99.54
28	\$26.99	\$45.23	\$101.77	\$101.77
29	\$27.49	\$46.25	\$104.06	\$104.06
30	\$28.01	\$47.67	\$107.26	\$107.26
31	\$28.51	\$48.69	\$109.55	\$109.55
32	\$29.02	\$49.81	\$112.07	\$112.07
33	\$29.53	\$50.81	\$114.32	\$114.32
34	\$30.04	\$52.52	\$118.17	\$118.17
35	\$30.54	\$53.51	\$120.40	\$120.40
36	\$31.06	\$54.55	\$122.74	\$122.74
37	\$31.56	\$55.91	\$125.80	\$125.80
38	\$32.07	\$56.97	\$128.18	\$128.18
39	\$32.58	\$58.06	\$130.64	\$130.64
40	\$33.09	\$59.32	\$133.47	\$133.47
41	\$33.59	\$60.37	\$135.83	\$135.83
42	\$34.11	\$61.58	\$138.56	\$138.56

Lbs	Standard	Expedited		Zone 9
		2 Day	Overnight	
43	\$34.61	\$62.58	\$140.81	\$140.81
44	\$35.12	\$63.64	\$143.19	\$143.19
45	\$35.63	\$64.51	\$145.15	\$145.15
46	\$36.14	\$65.13	\$146.54	\$146.54
47	\$36.64	\$65.21	\$146.72	\$146.72
48	\$37.15	\$65.29	\$146.90	\$146.90
49	\$37.66	\$65.36	\$147.06	\$147.06
50	\$38.17	\$65.48	\$147.33	\$147.33
51	\$38.67	\$92.76	\$231.90	\$231.90
52	\$39.19	\$96.34	\$240.85	\$240.85
53	\$39.69	\$97.05	\$242.63	\$242.63
54	\$40.20	\$99.50	\$248.75	\$248.75
55	\$40.71	\$101.10	\$252.75	\$252.75
56	\$41.22	\$102.50	\$256.25	\$256.25
57	\$41.72	\$106.44	\$266.10	\$266.10
58	\$42.24	\$106.85	\$267.13	\$267.13
59	\$42.74	\$101.87	\$254.68	\$254.68
60	\$43.25	\$109.08	\$272.70	\$272.70
61	\$43.76	\$109.29	\$273.23	\$273.23
62	\$44.27	\$109.44	\$273.60	\$273.60
63	\$44.77	\$111.04	\$277.60	\$277.60
64	\$45.29	\$106.06	\$265.15	\$265.15

Lbs	Standard	Expedited		Zone 9
		2 Day	Overnight	
65	\$45.79	\$108.13	\$270.33	\$270.33
66	\$46.30	\$113.49	\$283.73	\$283.73
67	\$46.81	\$113.64	\$284.10	\$284.10
68	\$47.32	\$108.68	\$271.70	\$271.70
69	\$47.82	\$114.16	\$285.40	\$285.40
70	\$48.43	\$121.06	\$302.65	\$302.65

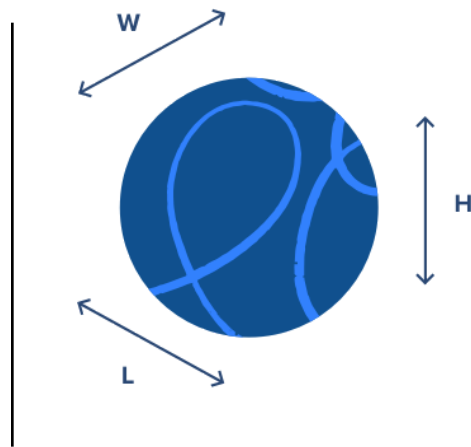
Storage Pricing

Storage pricing is charged daily per SKU based on the total cubic volume in stock. (\$0.65 per cubic foot per month)

After the daily shipment cut off, ShipHero calculates the storage cost for only the products that remain in stock, meaning we do not charge you storage costs for products that have shipped throughout the day. The process we use to calculate the storage costs for your products in the ShipHero warehouse is simple, see the example below.

We do not charge your card on file until you have accrued a minimum of \$20 for shipping and storage services (this is a combined total).


You can view your invoices by going to your dashboard > settings > billing



Step 1: We take the measurements of the products sent in. The Length, Width, and Height are multiplied by the quantity of SKUs to find the **total volume**.

Step 2: That number is then converted into **cubic feet** by taking the **total volume** and dividing by 1,728.

Step 3: Once the **cubic feet** is calculated we simply multiply that by \$0.65 and divide by 30 (days) to find your **daily storage charge**.



Total Volume	L" x W" x H" x QTY
---------------------	---------------------------

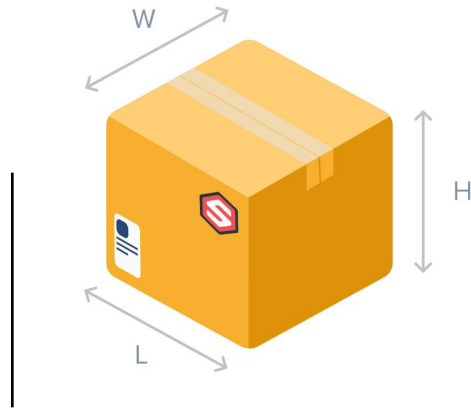
Cubic Feet	Total Volume / 1728
-------------------	----------------------------

Daily Charge	Cubic Feet * (0.65 / 30)
---------------------	---------------------------------

Calculating DIM Weight

DIM weight is used if greater than the actual weight.

DIM Weight (dimensional weight) – is the total volume of a package (length x width x height) and is used to calculate shipping costs if it's greater than the actual weight of the package.



$$\text{DIM Weight (Lbs)} = \frac{L \times W \times H}{166}$$

For UPS, US Domestic services packages greater than or equal to 1.728 cubic inches will use a 166 divisor to calculate DIM weight



Box Dimensions	13"x9"x48"
Actual Weight	16 lb
DIM Weight	33 lb
Average Rate impact	+44.48%
Average Monthly Impact 50 Packages/Day	+\$6,600.00